



Datasheet

WCM-XXX

Rako Wired Keypad



What is the WCM?

The WCM is a wall controller for use within a Rako Wired system, it is designed to fit in a standard UK back box for wall mounting.


Depending on the WCM requirement, many button configurations are possible, ranging from Lighting, Blind and Audio control.

Commands can be assigned to the buttons to perform actions, such as switching a Scene for a Room or closing Blinds.

Features

- Scenes 1 to 16
- Toggles for individual Channels or Rooms.
- Fade Up/Fade Down for individual Channels or Rooms
- Levels (0-100%)
- Multiple commands on a single input
- Press and hold
- Press and release
- Whole House commands

WCM Part Codes



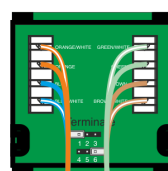
Technical Data

Dimensions	50x50x36mm
Fixing	Flush mounting into standard UK single gang back box, minimum 36mm depth.
Weight	50g
Input Supply	12-18V DC supply from Rako Wired network
Cable Type	UTP CAT5e or CAT6
Terminals	8-way Krone punch down (screw terminal option available)
Climate Range	Temperature +2C to +40C Humidity +5% to 90% non-condensing
Standards	RoHS UKCA, CE EN 60669-2-5:2016
Communication	CAN bus

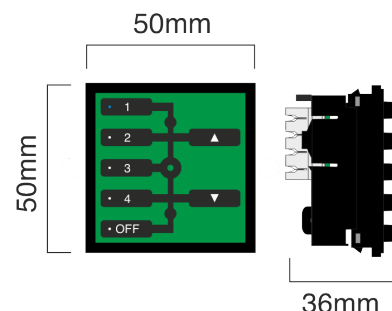
Installation and Setup

For information on installing and setting up the WCM, see the [WCM Manual](#).

Connections/Dimensions



ORANGE/WHITE: +15V
ORANGE: 0V
BLUE: Data -
BLUE/WHITE: Data +
GREEN/WHITE: Data + (STAR)
GREEN: Data - (STAR)
BROWN: 0V
BROWN/WHITE: +15V



Document Version 2.0.0

telephone +44 (0) 1634 226666 | www.rakocontrols.com