



# Application Sheet

## Keypad Cover Plates

2025  
Version 1.0.0



# Contents

1.0 Wireless Coverplate Section.....	3
1.1 Finishes - Rako Heritage Brass.....	4
1.2 Finishes - Focus SB Morpheus.....	5
1.1 RCM/RNC.....	6
1.2 RCM Button Layouts.....	6
1.3 RNC Button Layouts.....	7
1.4 Rako Classic Screwless - Single Gang RLH.....	8
1.5 Rako Classic Screwless - Double Gang RLH.....	9
1.6 Rako Classic Flush/Surface Mount - Single Gang RVF.....	11
1.7 Rako Classic Flush Mount - Double Gang.....	12
1.8 Rako Classic Focus SB Morpheus - Single Gang RLM.....	14
1.9 Rako Classic Focus SB Morpheus - Double Gang RLM.....	15
1.10 RK-EOS.....	17
1.11 RK-EOS Button Layouts.....	17
1.12 Rako EOS Screwless - Single Gang RP-EOS.....	17
1.13 Rako EOS Screwless - Double Gang RP-EOS.....	18
1.14 RK-MOD.....	20
1.15 RK-MOD Button Layouts.....	20
1.16 Rako Modular Screwless - HS-MOD.....	21
2.0 Wired Coverplate Section.....	22
2.1 Finishes - Rako Heritage Brass.....	23
2.2 Finishes - Focus SB Morpheus.....	24
2.3 WCM.....	26
2.4 WCM Button Layouts.....	26
2.5 Rako Classic Screwless - Single Gang WLH.....	27
2.6 Rako Classic Screwless - Double Gang WLH.....	28
2.7 Rako Classic Flush Mount - Single Gang WVF.....	30
2.8 Rako Classic Flush Mount - Double Gang WVF.....	31
2.9 Rako Classic Focus SB Morpheus - Single Gang WLM.....	33
2.10 Rako Classic Focus SB Morpheus - Double Gang WLM.....	34
2.11 WK-EOS.....	36
2.12 WK-EOS Button Layouts.....	36
2.13 Rako EOS Screwless - Single Gang WP-EOS.....	36
2.14 Rako EOS Screwless - Double Gang WP-EOS.....	38
2.15 WK-MOD.....	39
2.16 WK-MOD Button Layouts.....	40
2.17 Rako Modular Screwless - HS-MOD.....	40

# 1.0 Wireless Coverplate Section

---

## 1.1 Finishes - Rako Heritage Brass

The Rako Heritage Brass Cover Plate range is available for wired and wireless keypads in seven standard finishes. A range of Heritage Brass accessories are available to match Classic plate finishes. Select the following ranges at [m-marcus.com](https://m-marcus.com); Studio or Vintage.

Antique Brass (91)



A classic, warm-toned finish which works well with traditional interiors.

Matt Black (YBK)




A modern matt black finish that is best suited for a contemporary setting.

Matt Bronze (09)



A rich, dark and luxurious finish pairs well with dark wood finishes, leather furniture, and muted earthy colour schemes.

Polished Brass (01)



A bright and reflective finish suits a formal and elegant setting.

Matt White (MWH)



Clean and minimal finish ideal for bright and airy spaces.

Polished Chrome (02)



A sleek and modern finish suitable for contemporary minimalist interiors.

Satin Chrome (35)



A smooth and muted finish for neutral, balanced environments.


### PLEASE NOTE

Actual finishes may show slight variations in texture, colour, and appearance from the samples shown due to manufacturing processes, material properties, and lighting conditions

## 1.2 Finishes - Focus SB Morpheus

The Morpheus range from Focus SB is available in seven standard screwless finishes compatible with classic Rako keypads such as the RCM, RNC and WCM.

Antique Brass (AB)



A warm-toned finish that works well with traditional interiors.

Matt Black (MB)




A modern matt black finish perfect for contemporary environments.

Chocolate Bronze (CB)



A dark and rich finish pairs with dark wood details, leather furniture, and soft, natural colour schemes.

Polished Brass (PB)



Reflective surface with a warm golden hue pairing well in contemporary and modern designs.

White (WH)



A modern minimalist finish for bright and airy environments.

Polished Stainless Steel (PS)



A sleek and versatile finish suitable for contemporary minimalist interiors.

Satin Stainless Steel (SS)




A smooth and muted finish for neutral, balanced environments.

### PLEASE NOTE

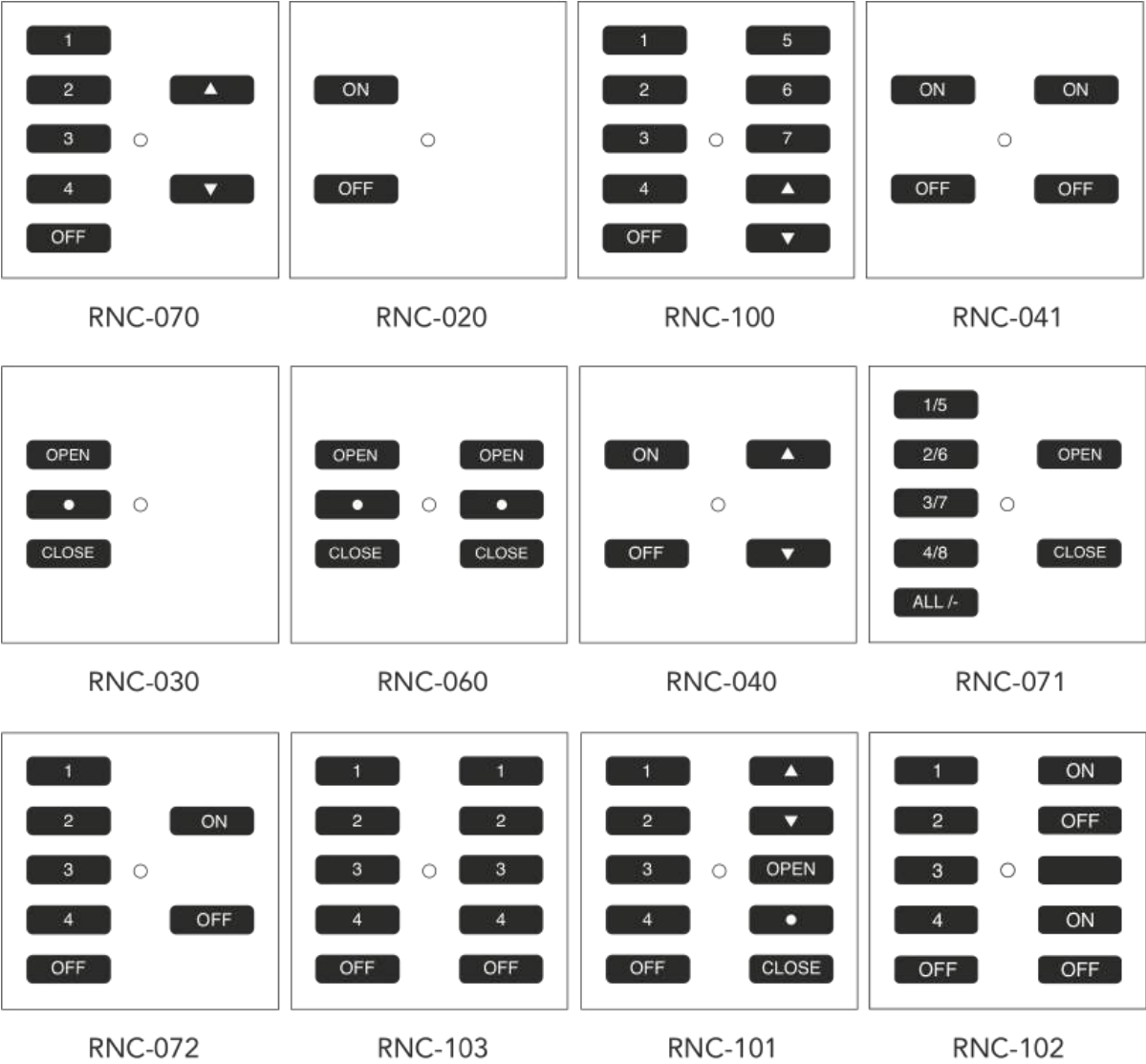
Actual finishes may show slight variations in texture, colour, and appearance from the samples shown due to manufacturing processes, material properties, and lighting conditions

## 1.1 RCM/RNC

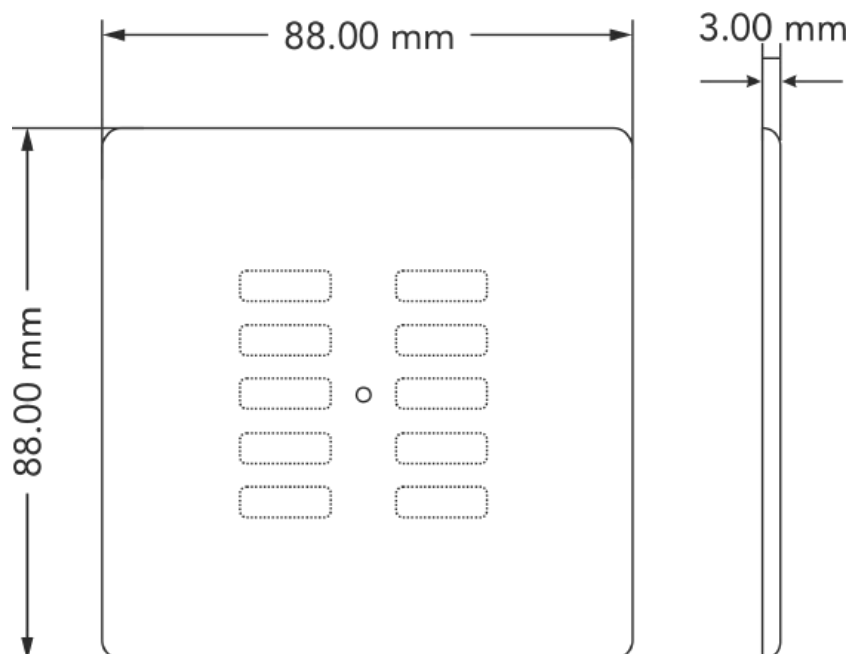
### 1.2 RCM Button Layouts



# 1.3 RNC Button Layouts





## 1.4 Rako Classic Screwless - Single Gang RLH



Button Layout	 (01) Polished Brass	 (02) Polished Chrome	 (35) Satin Chrome	 (91) Antique Brass	 (MWH) Matt White	 (YBK) Matt Black	 (09) Matt Bronze
	RLH-020-PB	RLH-020-PC	RLH-020-SC	RLH-020-AB	RLH-020-WH	RLH-020-MB	RLH-020-BM
	RLH-030-PB	RLH-030-PC	RLH-030-SC	RLH-030-AB	RLH-030-WH	RLH-030-MB	RLH-030-BM
	RLH-040-PB	RLH-040-PC	RLH-040-SC	RLH-040-AB	RLH-040-WH	RLH-040-MB	RLH-040-BM
	RLH-060-PB	RLH-060-PC	RLH-060-SC	RLH-060-AB	RLH-060-WH	RLH-060-MB	RLH-060-BM




	RLH-070-PB	RLH-070-PC	RLH-070-SC	RLH-070-AB	RLH-070-WH	RLH-070-MB	RLH-070-BM
	RLH-100-PB	RLH-100-PC	RLH-100-SC	RLH-100-AB	RLH-100-WH	RLH-100-MB	RLH-100-BM

## 1.5 Rako Classic Screwless - Double Gang RLH

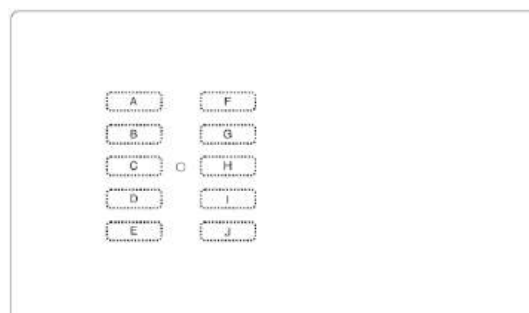
Double gang cover plates are available in four alignments and seven finishes. Double gang plates are for flush mounting only.



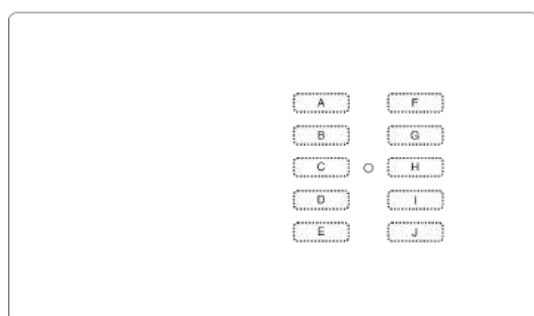
Please note that there is a 6-8 week lead time on RLH double-gang cover plates.



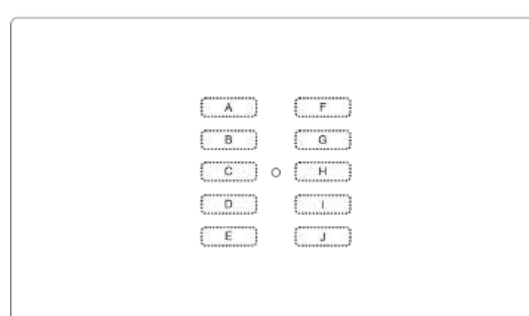
Example: RLH-10010-XX  
(Double keypad alignment)



Example: RLH-10000-XX  
(Left single keypad alignment)



Example: RLH-00010-XX  
(Right-aligned single keypad)



Example: RLH-00100-XX  
(Centre-aligned single keypad)

To find the correct configuration, refer to the charts below.

# RLH- \_ \_ \_ \_ \_ - \_ \_ \_ \_ \_

Example 1

07030

Left 070 - 7 holes punched

Right 030 - 3 holes punched

Example 2

07010

Left 070 - 7 holes punched

Right 100 - 10 holes punched

Example 3

00200

Centrally mounted 020 - 2 holes punched

Finish

BM - Matt Bronze (09)

MB - Matt Black (YBK)

SC - Satin Chrome (35)

AB - Antique Brass (91)

WH - Matt White (MWH)

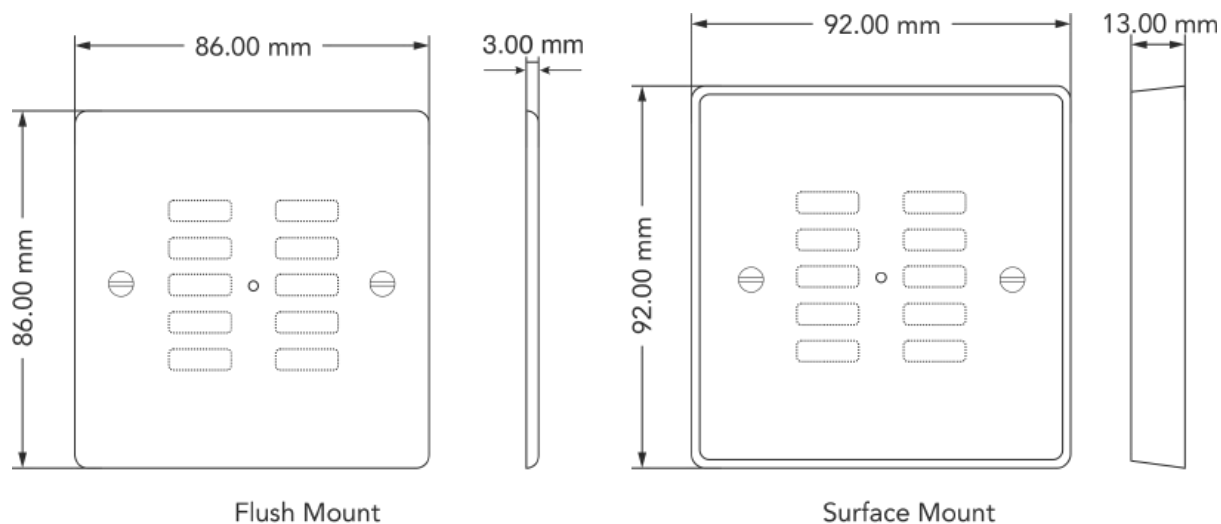
PC - Polish Chrome (02)











PB - Polish Brass (01)

						
(01) Polished Brass	(02) Polished Chrome	(35) Satin Chrome	(91) Antique Brass	(MWH) Matt White	(YBK) Matt Black	(09) Matt Bronze
RLH-XXXXX-PB	RLH-XXXXX-PC	RLH-XXXXX-SC	RLH-XXXXX-AB	RLH-XXXXX-WH	RLH-XXXXX-MB	RLH-XXXXX-BM

## 1.6 Rako Classic Flush/Surface Mount - Single Gang RVF

The RVF range is a screwed cover plate suitable for surface mounting with the included pattress, or flush mounting with the clear plastic mounting grid. The RVF single gang comes in five finishes.



Button Layout	 (PB) Polished Brass	 (MSS) Mirrored Stainless Steel	 (SS) Brushed Stainless Steel	 (WM) White Metal	 (W) White Plastic
	RVF-020-PB	RVF-020-MSS	RVF-020-SS	RVF-020-WM	RVF-020-WH
	RVF-030-PB	RVF-030-MSS	RVF-030-SS	RVF-030-WM	RVF-030-WH
	RVF-040-PB	RVF-040-MSS	RVF-040-SS	RVF-040-WM	RVF-040-WH
	RVF-060-PB	RVF-060-MSS	RVF-060-SS	RVF-060-WM	RVF-060-WH
	RVF-070-PB	RVF-070-MSS	RVF-070-SS	RVF-070-WM	RVF-070-WH

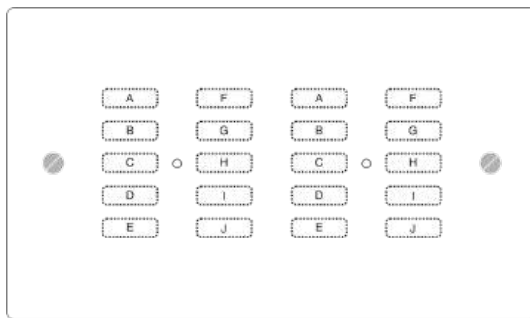
	RVF-100-PB	RVF-100-MSS	RVF-100-SS	RVF-100-WM	RVF-100-WH
--	------------	-------------	------------	------------	------------

## 1.7 Rako Classic Flush Mount - Double Gang

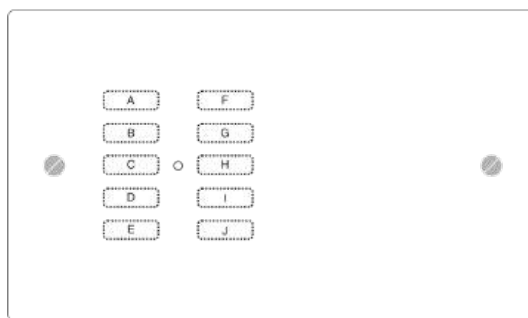
The RVF range is a screwed cover plate suitable for flush mounting only with a clear plastic mounting grid. Double gang cover plates are available in four alignments and three finishes.



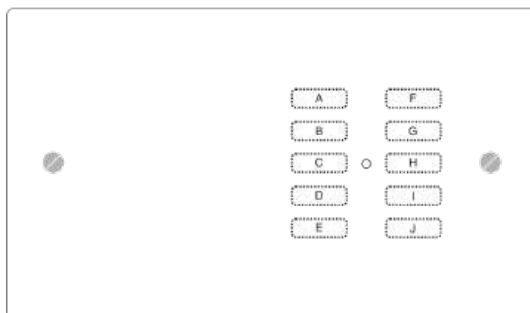
Please note that there is a 2-4 week lead time on RVF double-gang cover plates.



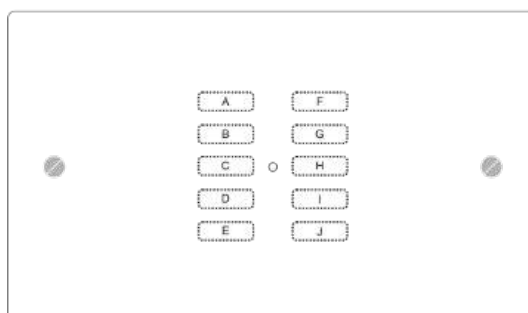
Example: RVF-10010-XX  
(Double keypad alignment)



Example: RVF-10000-XX  
(Left single keypad alignment)



Example: RVF-00010-XX  
(Right-aligned single keypad)



Example: RVF-00100-XX  
(Centre-aligned single keypad)

To find the correct configuration, refer to the charts below.




# RVF- \_\_\_\_\_

Example 1  
07030  
Left 070 - 7 holes punched  
Right 030 - 3 holes punched

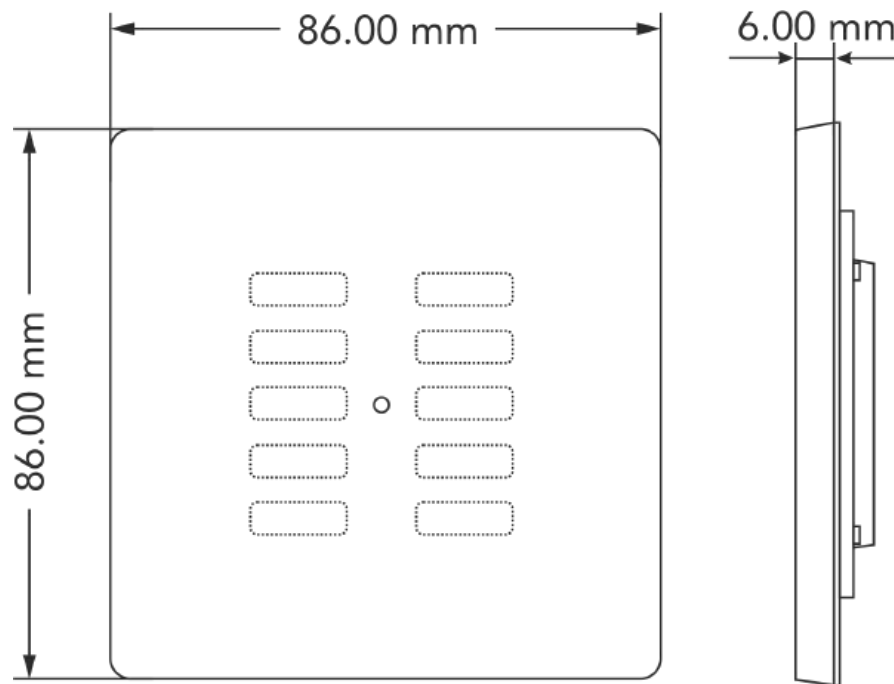
Example 2  
07010  
Left 070 - 7 holes punched  
Right 100 - 10 holes punched












Example 3  
00200  
Centrally mounted 020 - 2 holes punched

Finish  
PB - Polished Brass  
SS - Stainless Steel  
MSS - Mirrored Stainless Steel

		
(PB) Polished Brass	(SS) Brushed Stainless Steel	(MSS) Mirrored Stainless Steel
RVF-XXXXX-PB	RVF-XXXXX-SS	RVF-XXXXX-MSS

## 1.8 Rako Classic Focus SB Morpheus - Single Gang RLM



Button Layout	 (SS) Satin Stainless Steel	 (MB) Matt Black	 (CB) Chocolate Bronze	 (WH) White Metal	 (PS) Polished Stainless Steel	 (PB) Polished Brass	 (AB) Antique Brass
	RLM-020-SS	RLM-020-MB	RLM-020-CB	RLM-020-WH	RLM-020-PS	RLM-020-PB	RLM-020-AB
	RLM-030-SS	RLM-030-MB	RLM-030-CB	RLM-030-WH	RLM-030-PS	RLM-030-PB	RLM-030-AB
	RLM-040-SS	RLM-040-MB	RLM-040-CB	RLM-040-WH	RLM-040-PS	RLM-040-PB	RLM-040-AB
	RLM-060-SS	RLM-060-MB	RLM-060-CB	RLM-060-WH	RLM-060-PS	RLM-060-PB	RLM-060-AB

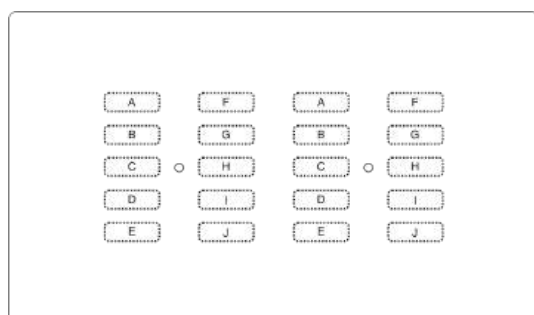
	RLM-070-SS	RLM-070-MB	RLM-070-CB	RLM-070-WH	RLM-070-PS	RLM-070-PB	RLM-070-AB
	RLM-100-SS	RLM-100-MB	RLM-100-CB	RLM-100-WH	RLM-100-PS	RLM-100-PB	RLM-100-AB

## 1.9 Rako Classic Focus SB Morpheus - Double Gang RLM

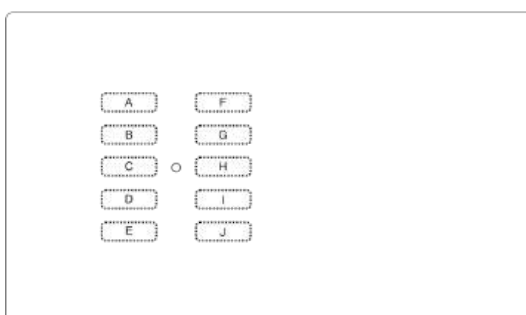
The RLM range is a screwless cover plate suitable for flush mounting only. Double gang cover plates are available in four alignments and seven finishes.



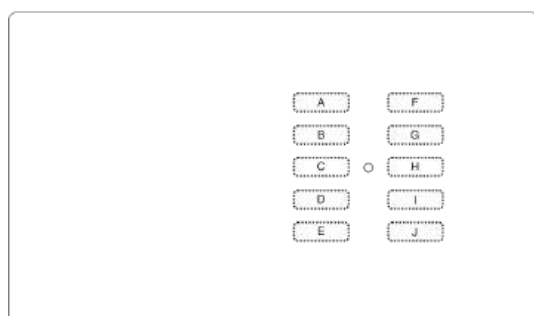
Please note that there is a 6-8 week lead time on RLM double-gang cover plates.



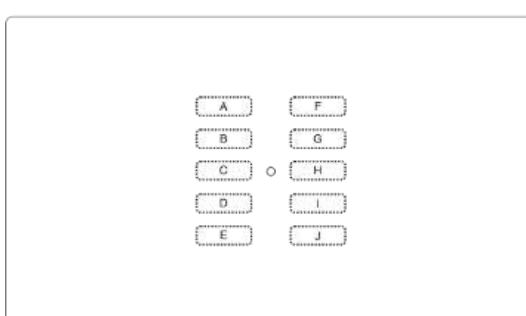
Example: RLM-10010-XX  
(Double keypad alignment)



Example: RLM-10000-XX  
(Left single keypad alignment)



Example: RLM-00010-XX  
(Right-aligned single keypad)



Example: RLM-00100-XX  
(Centre-aligned single keypad)

To find the correct configuration, refer to the charts below.

# RLM- \_ \_ \_ \_ \_ - \_ \_ \_ \_ \_

## Example 1

07030

Left 070 - 7 holes punched

Right 030 - 3 holes punched

## Example 2

07010

Left 070 - 7 holes punched

Right 100 - 10 holes punched

## Example 3

00200

Centrally mounted 020 - 2 holes punched

## Finish

SS - Satin Stainless Steel

MB - Matt Black






CB - Chocolate Bronze

WH - White Metal

PS - Polished Stainless Steel

PB - Polished Brass

AB - Antique Brass

						
(SS) Satin Stainless Steel	(MB) Matt Black	(CB) Chocolate Bronze	(WH) White Metal	(PS) Polished Stainless Steel	(PB) Polished Brass	(AB) Antique Brass
RLM-XXXXX-SS	RLM-XXXXX-MB	RLM-XXXXX-CB	RLM-XXXXX-WH	RLM-XXXXX-PS	RLM-XXXXX-PB	RLM-XXXXX-AB



# 1.10 RK-EOS

# 1.11 RK-EOS Button Layouts



RP-EOS-60-XX

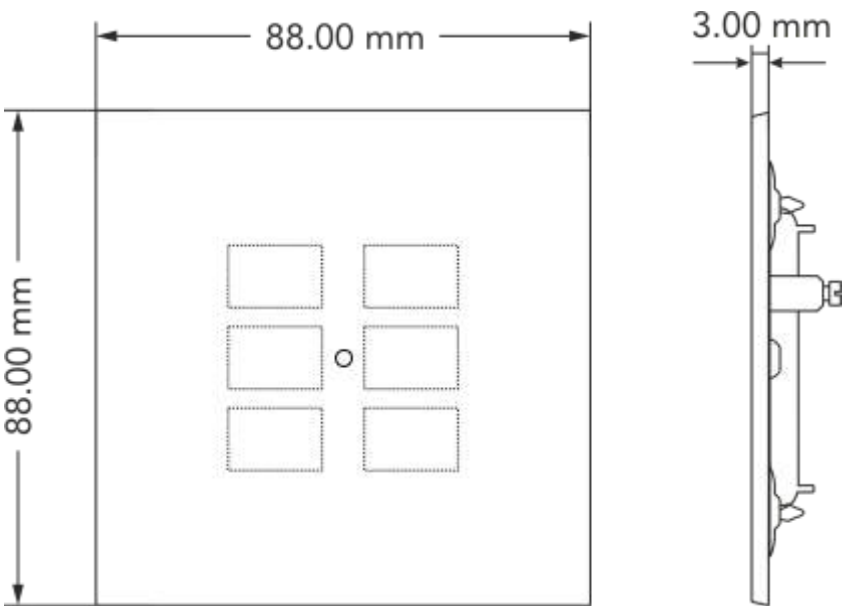
RP-EOS-30-XX

RP-EOS-61-XX

RP-EOS-31-XX

# 1.12 Rako EOS Screwless - Single Gang RP-EOS

A range of Heritage Brass accessories are available to match EOS plate finishes. Select the following ranges at [m-marcus.com](http://m-marcus.com); Winchester or Windsor.



Button Layout							
	(01) Polished Brass	(02) Polished Chrome	(35) Satin Chrome	(91) Antique Brass	(MWH) Matt White	(YBK) Matt Black	(09) Matt Bronze

	RP-EOS-60-PB	RP-EOS-60-PC	RP-EOS-60-SC	RP-EOS-60-AB	RP-EOS-60-WH	RP-EOS-60-MB	RP-EOS-60-BM
	RP-EOS-30-PB	RP-EOS-30-PC	RP-EOS-30-SC	RP-EOS-30-AB	RP-EOS-30-WH	RP-EOS-30-MB	RP-EOS-30-BM
	RP-EOS-61-PB	RP-EOS-61-PC	RP-EOS-61-SC	RP-EOS-61-AB	RP-EOS-61-WH	RP-EOS-61-MB	RP-EOS-61-BM
	RP-EOS-31-PB	RP-EOS-31-PC	RP-EOS-31-SC	RP-EOS-31-AB	RP-EOS-31-WH	RP-EOS-31-MB	RP-EOS-31-BM

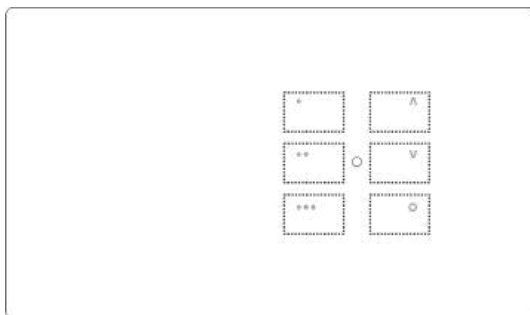
## 1.13 Rako EOS Screwless - Double Gang RP-EOS

The RK-EOS double-gang cover plates are available in three alignments and seven finishes. Double gang plates are for flush mounting only.

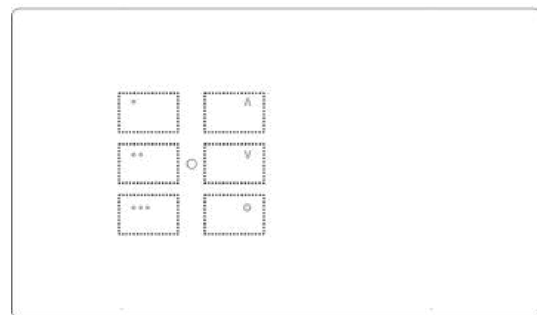


Please note that there is a 6-8 week lead time on EOS double-gang cover plates.

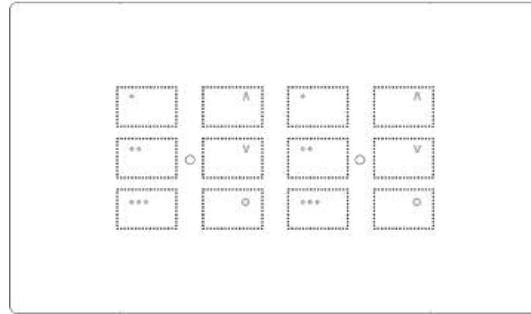
There are three alignments for the RP-EOS double gang



Example: RP-EOS-XX60-XX  
Right Aligned



Example: RP-EOS-60XX-XX  
Left Aligned



Example: RP-EOS-6060-XX  
Double Keypad

To find the correct configuration, refer to the charts below.

# RP-EOS- \_ \_ \_ \_ -

Number of buttons

6 - 6 Button

3 - 3 Button

X - No buttons

Button engraving

0 - Lighting

1 - Blinds

X - Custom

Number of buttons

6 - 6 Button

3 - 3 Button

X - No buttons

Button engraving

0 - Lighting

1 - Blinds

X - Custom

Finish

BM - Matt Bronze (09)

MB - Matt Black (YBK)

SC - Satin Chrome (35)

AB - Antique Brass (91)

WH - Matt White (MWH)

PC - Polish Chrome (02)

PB - Polish Brass (01)

						
(01) Polished Brass	(02) Polished Chrome	(35) Satin Chrome	(91) Antique Brass	(MWH) Matt White	(YBK) Matt Black	(09) Matt Bronze
RP-EOS-****-PB	RP-EOS-****-PC	RP-EOS-****-SC	RP-EOS-****-AB	RP-EOS-****-WH	RP-EOS-****-MB	RP-EOS-****-BM

## 1.14 RK-MOD

## 1.15 RK-MOD Button Layouts

Scene 1	Scene 3
Scene 2	Scene 4
Off	Λ
	V

RK-MOD-070

Scene 1	Scene 5
Scene 2	Scene 6
Scene 3	Scene 7
Scene 4	Scene 8
Off	Λ
	V

RK-MOD-110

Scene 1	Scene 1
Scene 2	Scene 2
Scene 3	Scene 3
Scene 4	Scene 4
Off	Off

RK-MOD-103

Scene 1	Scene 3
Scene 2	Scene 4
Off	On
	Off

RK-MOD-072

On	
Off	

RK-MOD-020

On	Λ
Off	V

RK-MOD-040

On	On
Off	Off

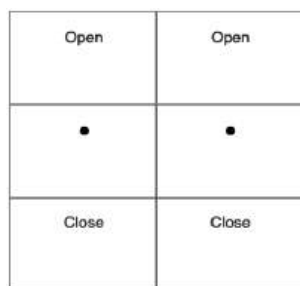
RK-MOD-041

Scene 1	Open
Scene 2	●
Scene 3	Close
Scene 4	
Off	Λ
	V

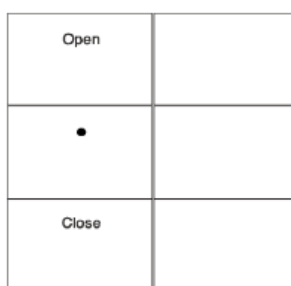
RK-MOD-101

1	5
2	6
3	7
4	8
All	Open
	Close

RK-MOD-111



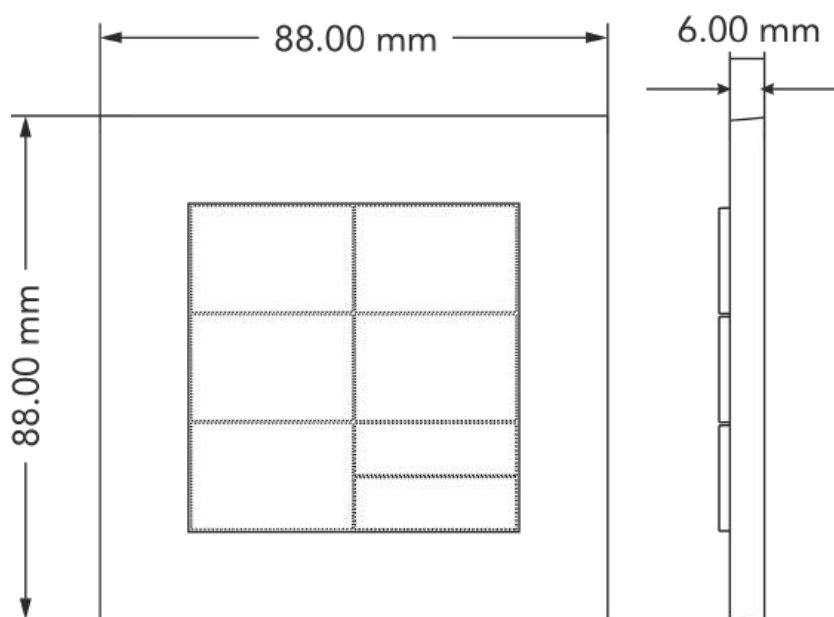
RK-MOD-060







RK-MOD-030

## 1.16 Rako Modular Screwless - HS-MOD

The HS Range is a surround for the RK-MOD with integrated magnetic fixing, there are seven finishes available. A range of Heritage Brass accessories are available to match Modular plate finishes. Select the following ranges at [m-marcus.com](http://m-marcus.com); Winchester or Windsor.



						
(01) Polished Brass	(02) Polished Chrome	(35) Satin Chrome	(91) Antique Brass	(RAL9016 Painted <sup>†</sup> ) Matt White	(RAL9005 Painted <sup>‡</sup> ) Matt Black	(09) Matt Bronze
HS-MOD-PB	HS-MOD-PC	HS-MOD-SC	HS-MOD-AB	HS-MOD-WH	HS-MOD-MB	HS-MOD-BM

<sup>†</sup>*For matching accessories in White, please contact M-Marcus to request the exact finish, referencing code "RAL9016 Painted".*

<sup>‡</sup>*For matching accessories in Black, please contact M-Marcus to request the exact finish, referencing code "RAL9005 Painted".*

---

## End of Wireless Section

---

## 2.0 Wired Coverplate Section

---

## 2.1 Finishes - Rako Heritage Brass

The Rako Heritage Brass Cover Plate range is available for wired and wireless keypads in seven standard finishes. A range of Heritage Brass accessories are available to match Classic plate finishes. Select the following ranges at [m-marcus.com](https://m-marcus.com); Studio or Vintage.

Antique Brass (91)



A classic, warm-toned finish which works well with traditional interiors.

Matt Black (YBK)



A modern and sleek matt black finish that is best suited for a contemporary setting.

Matt Bronze (09)



A rich, dark and luxurious finish pairs well with dark wood finishes, leather furniture, and muted earthy colour schemes.

Polished Brass (01)



A bright and reflective finish suits a formal and elegant setting.

Matt White (MWH)




Clean and minimal finish ideal for bright and airy spaces.

Polished Chrome (02)



A sleek and modern finish suitable for contemporary minimalist interiors.

Satin Chrome (35)



A smooth and muted finish for neutral, balanced environments.

### PLEASE NOTE

Actual finishes may show slight variations in texture, colour, and appearance from the samples shown due to manufacturing processes, material properties, and lighting conditions



## 2.2 Finishes - Focus SB Morpheus

The Morpheus range from Focus SB is available in 7 standard screwless finishes compatible with classic Rako keypads such as the RCM, RNC and WCM.

Antique Brass (AB)



A warm-toned finish that works well with traditional interiors.

Matt Black (MB)




A modern matt black finish perfect for contemporary environments.

Chocolate Bronze (CB)



A dark and rich finish pairs with dark wood details, leather furniture, and soft, natural colour schemes.

Polished Brass (PB)



Reflective surface with a warm golden hue pairing well in contemporary and modern designs.

White (WH)



A modern minimalist finish for bright and airy environments.

Polished Stainless Steel (PS)



A sleek and versatile finish suitable for contemporary minimalist interiors.

Satin Stainless Steel (SS)



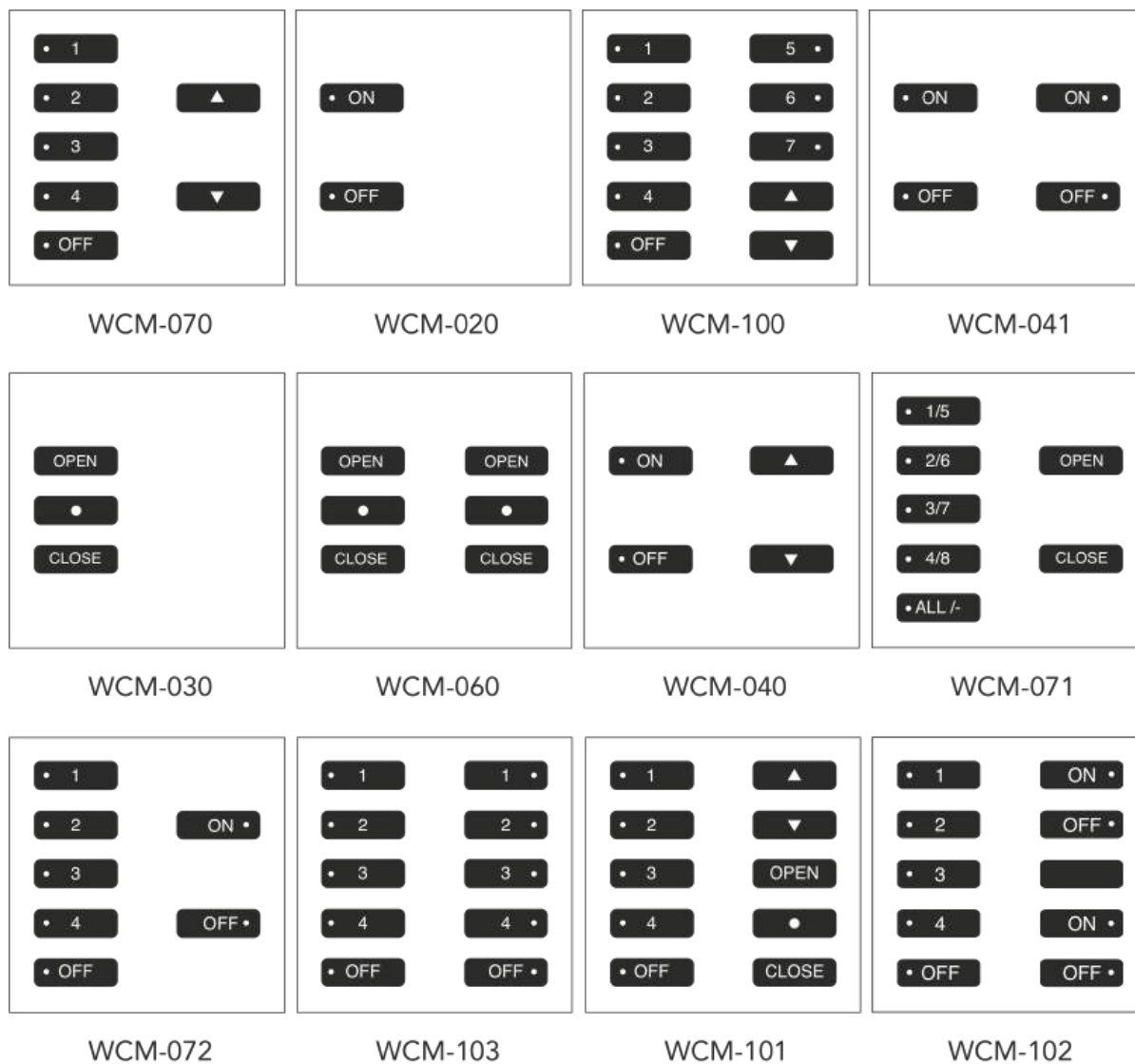
A smooth and muted finish for neutral, balanced environments.

PLEASE NOTE

Actual finishes may show slight variations in texture, colour, and appearance from the samples shown due to manufacturing processes, material properties, and lighting conditions

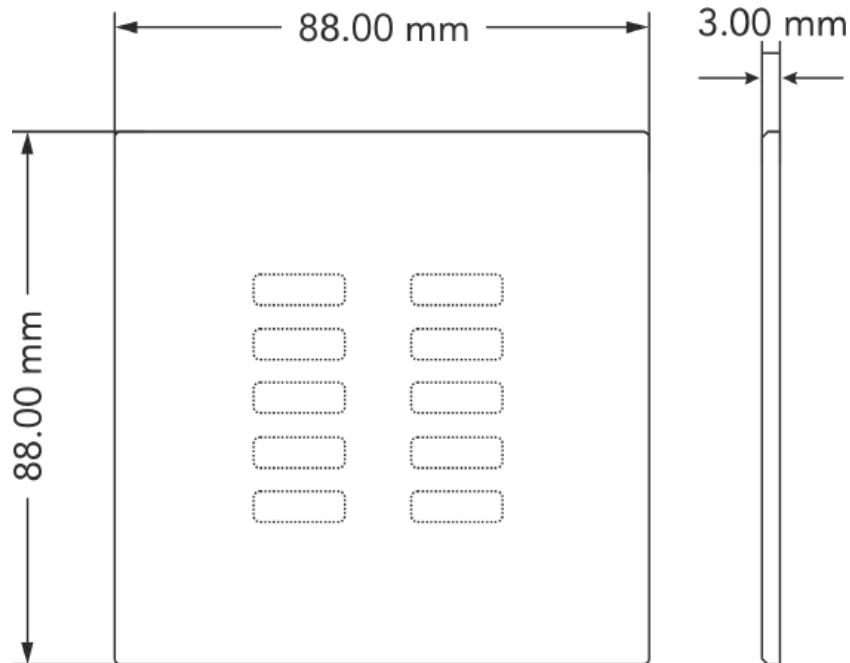
## 2.3 WCM

## 2.4 WCM Button Layouts





## 2.5 Rako Classic Screwless - Single Gang WLH

A range of Heritage Brass accessories are available to match Classic plate finishes. Select the following ranges at [m-marcus.com](http://m-marcus.com); Studio or Vintage.



Button Layout	 (01) Polished Brass	 (02) Polished Chrome	 (35) Satin Chrome	 (91) Antique Brass	 (MWH) Matt White	 (YBK) Matt Black	 (09) Matt Bronze
	WLH-020-PB	WLH-020-PC	WLH-020-SC	WLH-020-AB	WLH-020-WH	WLH-020-MB	WLH-020-BM
	WLH-030-PB	WLH-030-PC	WLH-030-SC	WLH-030-AB	WLH-030-WH	WLH-030-MB	WLH-030-BM
	WLH-040-PB	WLH-040-PC	WLH-040-SC	WLH-040-AB	WLH-040-WH	WLH-040-MB	WLH-040-BM
	WLH-060-PB	WLH-060-PC	WLH-060-SC	WLH-060-AB	WLH-060-WH	WLH-060-MB	WLH-060-BM

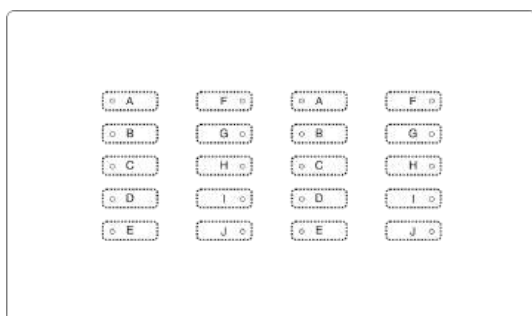
	WLH-070-PB	WLH-070-PC	WLH-070-SC	WLH-070-AB	WLH-070-WH	WLH-070-MB	WLH-070-BM
	WLH-100-PB	WLH-100-PC	WLH-100-SC	WLH-100-AB	WLH-100-WH	WLH-100-MB	WLH-100-BM

## 2.6 Rako Classic Screwless - Double Gang WLH

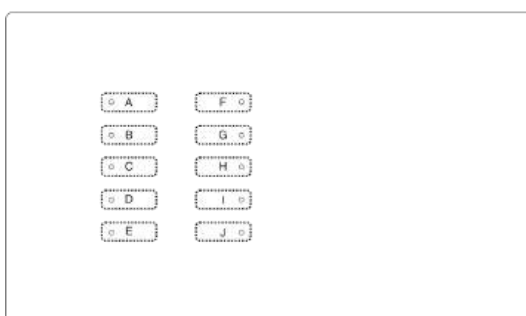
Double gang cover plates are available in four alignments and seven finishes. Double gang plates are for flush mounting only.



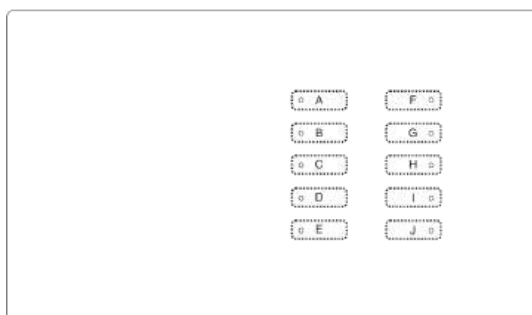
Please note that there is a 6-8 week lead time on WLH double-gang cover plates.



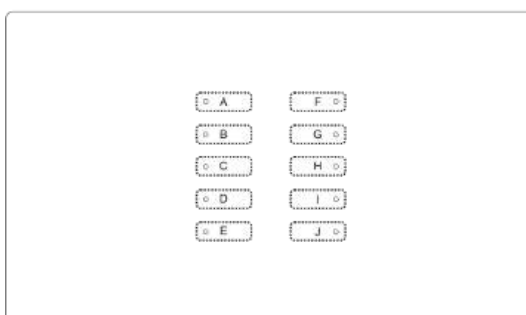
Example: WLH-10010-XX  
(Double keypad)



Example: WLH-10000-XX  
(Left Aligned)



Example: WLH-00010-XX  
(Right Aligned)



Example: WLH-00100-XX  
(Centre Aligned)

To find the correct configuration, refer to the charts below.

# WLH- \_ \_ \_ \_ \_ - \_ \_ \_ \_ \_

## Example 1

07030

Left 070 - 7 holes punched

Right 030 - 3 holes punched

## Example 2

07010

Left 070 - 7 holes punched

Right 100 - 10 holes punched

## Example 3

00200

Centrally mounted 020 - 2 holes punched

## Finish

BM - Matt Bronze (09)

MB - Matt Black (YBK)

SC - Satin Chrome (35)

AB - Antique Brass (91)

WH - Matt White (MWH)

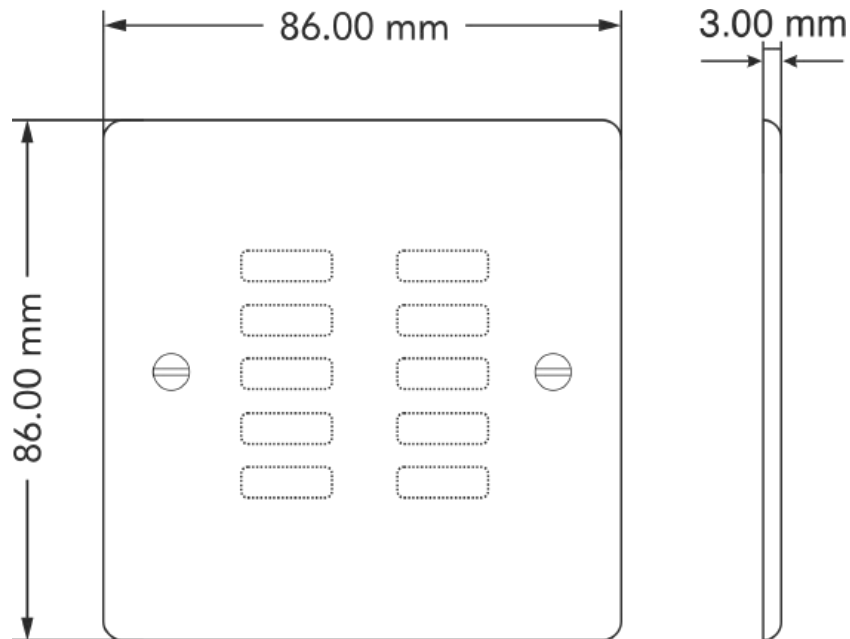
PC - Polish Chrome (02)

PB - Polish Brass (01)









						
(01) Polished Brass	(02) Polished Chrome	(35) Satin Chrome	(91) Antique Brass	(MWH) Matt White	(YBK) Matt Black	(09) Matt Bronze
WLH-XXXXX-PB	WLH-XXXXX-PC	WLH-XXXXX-SC	WLH-XXXXX-AB	WLH-XXXXX-WH	WLH-XXXXX-MB	WLH-XXXXX-BM

## 2.7 Rako Classic Flush Mount - Single Gang WVF

The WVF range is a screwed cover plate suitable for flush mounting with the clear plastic mounting grid. The WVF single gang comes in five finishes.



Flush Mount

Button Layout	 (PB) Polished Brass	 (MSS) Mirrored Stainless Steel	 (SS) Brushed Stainless Steel	 (WM) White Metal	 (W) White Plastic
	WVF-020-PB	WVF-020-MSS	WVF-020-SS	WVF-020-WM	WVF-020-WH
	WVF-030-PB	WVF-030-MSS	WVF-030-SS	WVF-030-WM	WVF-030-WH
	WVF-040-PB	WVF-040-MSS	WVF-040-SS	WVF-040-WM	WVF-040-WH

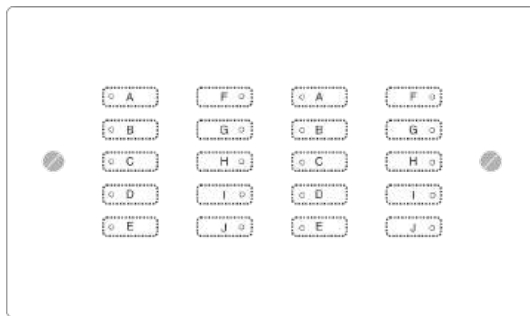
	WVF-060-PB	WVF-060-MSS	WVF-060-SS	WVF-060-WM	WVF-060-WH
	WVF-070-PB	WVF-070-MSS	WVF-070-SS	WVF-070-WM	WVF-070-WH
	WVF-100-PB	WVF-100-MSS	WVF-100-SS	WVF-100-WM	WVF-100-WH

## 2.8 Rako Classic Flush Mount - Double Gang WVF

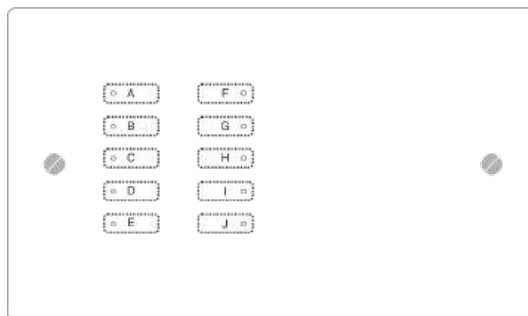
The WVF range is a screwed cover plate suitable for flush mounting only with a clear plastic mounting grid. Double gang cover plates are available in four alignments and three finishes.



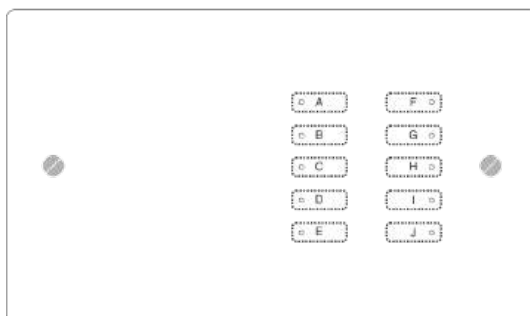
Please note that there is a 2-4 week lead time on WVF double-gang cover plates.



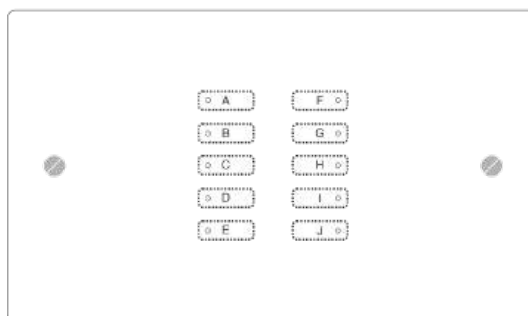
Example: WVF-10010-XX  
(Double keypad alignment)



Example: WVF-10000-XX  
(Left single keypad alignment)



Example: WVF-00010-XX  
(Right-aligned single keypad)



Example: WVF-00100-XX  
(Centre-aligned single keypad)

To find the correct configuration, refer to the charts below.

WWF- \_\_\_\_\_

### Example 1

07030

Left 070 - 7 holes punched

Right 030 - 3 holes punched

### Example 2

07010

Left 070 - 7 holes punched

Right 100 - 10 holes punched

### Example 3

00200

Centrally mounted 020 - 2 holes




punched

Finish

PB - Polished Brass

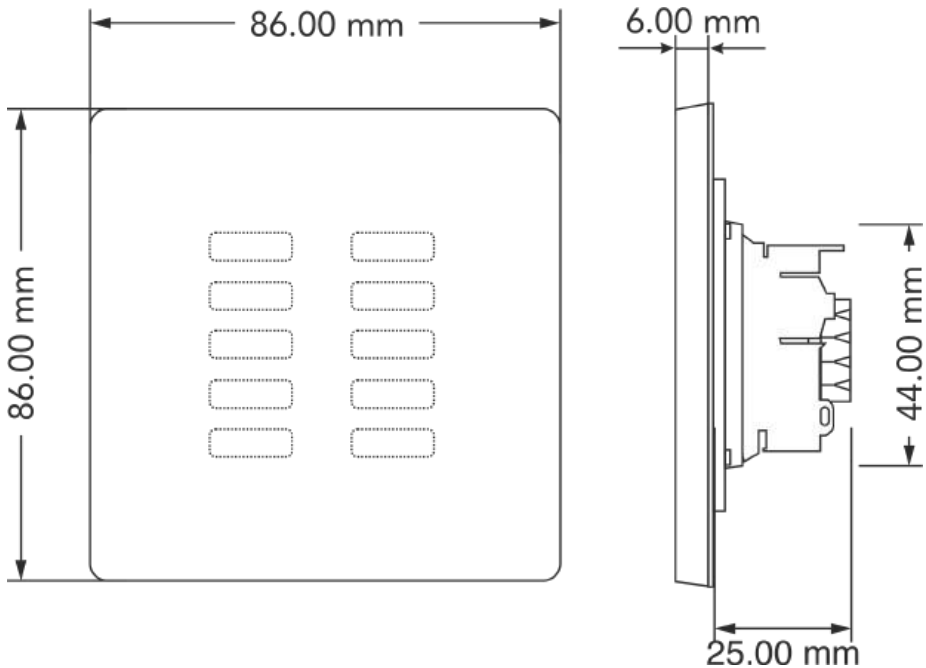
SS - Stainless Steel












MSS - Mirrored Stainless Steel



 <p>(PB) Polished Brass</p>	 <p>(SS) Brushed Stainless Steel</p>	 <p>(MSS) Mirrored Stainless Steel</p>
WVF-XXXXX-PB	WVF-XXXXX-SS	WVF-XXXXX-MSS



# 2.9 Rako Classic Focus SB Morpheus - Single Gang WLM



Button Layout	 (SS) Satin Stainless Steel	 (MB) Matt Black	 (CB) Chocolate Bronze	 (WH) White Metal	 (PS) Polished Stainless Steel	 (PB) Polished Brass	 (AB) Antique Brass
	WLM-020-SS	WLM-020-MB	WLM-020-CB	WLM-020-WH	WLM-020-PS	WLM-020-PB	WLM-020-AB
	WLM-030-SS	WLM-030-MB	WLM-030-CB	WLM-030-WH	WLM-030-PS	WLM-030-PB	WLM-030-AB
	WLM-040-SS	WLM-040-MB	WLM-040-CB	WLM-040-WH	WLM-040-PS	WLM-040-PB	WLM-040-AB
	WLM-060-SS	WLM-060-MB	WLM-060-CB	WLM-060-WH	WLM-060-PS	WLM-060-PB	WLM-060-AB

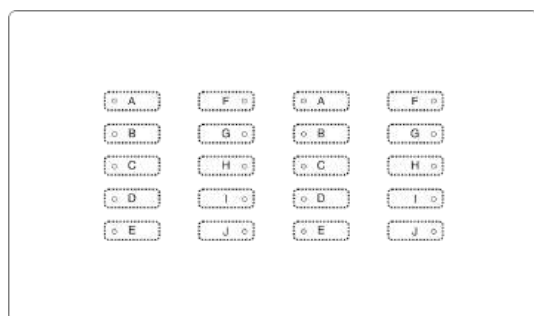
	WLM-070-SS	WLM-070-MB	WLM-070-CB	WLM-070-WH	WLM-070-PS	WLM-070-PB	WLM-070-AB
	WLM-100-SS	WLM-100-MB	WLM-100-CB	WLM-100-WH	WLM-100-PS	WLM-100-PB	WLM-100-AB

## 2.10 Rako Classic Focus SB Morpheus - Double Gang WLM

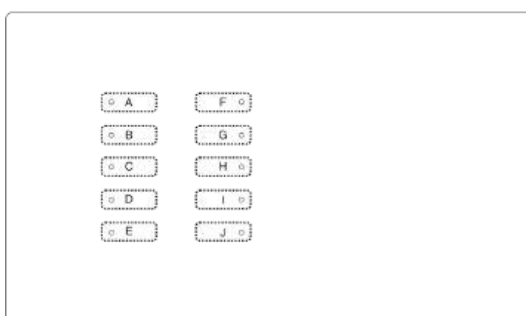
The WLM range is a screwless cover plate suitable for flush mounting only. Double gang cover plates are available in four alignments and seven finishes.



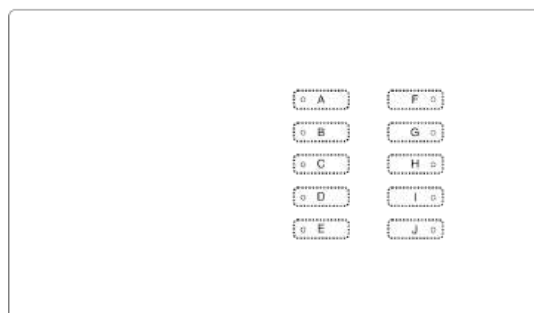
Please note that there is a 6-8 week lead time on WLM double-gang cover plates.



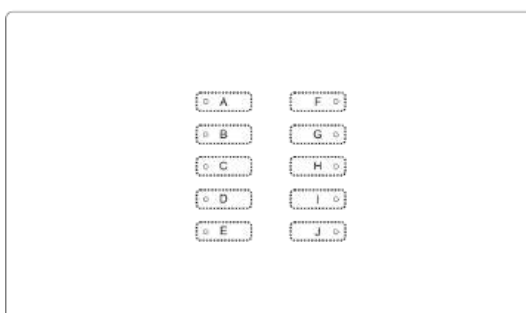
Example: WLM-10010-XX  
(Double keypad alignment)



Example: WLM-10000-XX  
(Left single keypad alignment)



Example: WLM-00010-XX  
(Right-aligned single keypad)



Example: WLM-00100-XX  
(Centre-aligned single keypad)

To find the correct configuration, refer to the charts below.

# WLM- \_ \_ \_ \_ \_ - \_ \_ \_ \_ \_

## Example 1

07030

Left 070 - 7 holes punched

Right 030 - 3 holes punched

## Example 2

07010

Left 070 - 7 holes punched

Right 100 - 10 holes punched

## Example 3

00200

Centrally mounted 020 - 2 holes punched

## Finish

SS - Satin Stainless Steel

MB - Matt Black





CB - Chocolate Bronze

WH - White Metal

PS - Polished Stainless Steel

PB - Polished Brass

AB - Antique Brass

						
(SS) Satin Stainless Steel	(MB) Matt Black	(CB) Chocolate Bronze	(WH) White Metal	(PS) Polished Stainless Steel	(PB) Polished Brass	(AB) Antique Brass
WLM-XXXXX-SS	WLM-XXXXX-MB	WLM-XXXXX-CB	WLM-XXXXX-WH	WLM-XXXXX-PS	WLM-XXXXX-PB	WLM-XXXXX-AB

## 2.11 WK-EOS

## 2.12 WK-EOS Button Layouts



WP-EOS-60-XX

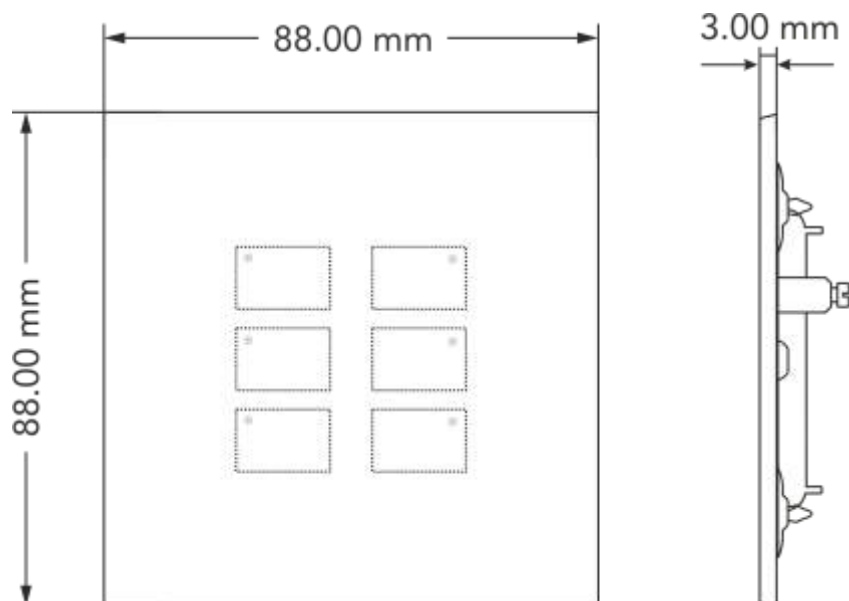
WP-EOS-30-XX

WP-EOS-61-XX

WP-EOS-31-XX

## 2.13 Rako EOS Screwless - Single Gang WP-EOS

A range of Heritage Brass accessories are available to match EOS plate finishes. Select the following ranges at [m-marcus.com](http://m-marcus.com); Winchester or Windsor.



Button Layout	 (01) Polished Brass	 (02) Polished Chrome	 (35) Satin Chrome	 (91) Antique Brass	 (MWH) Matt White	 (YBK) Matt Black	 (09) Matt Bronze
	WP-EOS-60-PB	WP-EOS-60-PC	WP-EOS-60-SC	WP-EOS-60-AB	WP-EOS-60-WH	WP-EOS-60-MB	WP-EOS-60-BM
	WP-EOS-30-PB	WP-EOS-30-PC	WP-EOS-30-SC	WP-EOS-30-AB	WP-EOS-30-WH	WP-EOS-30-MB	WP-EOS-30-BM
	WP-EOS-61-PB	WP-EOS-61-PC	WP-EOS-61-SC	WP-EOS-61-AB	WP-EOS-61-WH	WP-EOS-61-MB	WP-EOS-61-BM
	WP-EOS-31-PB	WP-EOS-31-PC	WP-EOS-31-SC	WP-EOS-31-AB	WP-EOS-31-WH	WP-EOS-31-MB	WP-EOS-31-BM

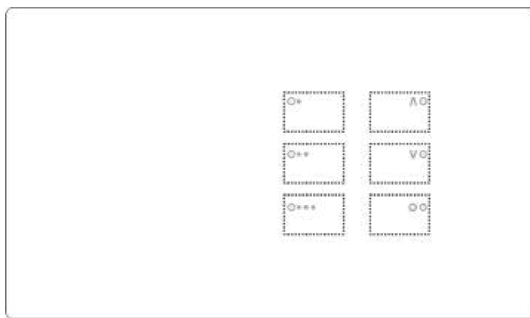
## 2.14 Rako EOS Screwless - Double Gang WP-EOS

The WK-EOS double gang cover plates are available in three alignments and seven finishes. Double gang plates are for flush mounting only.

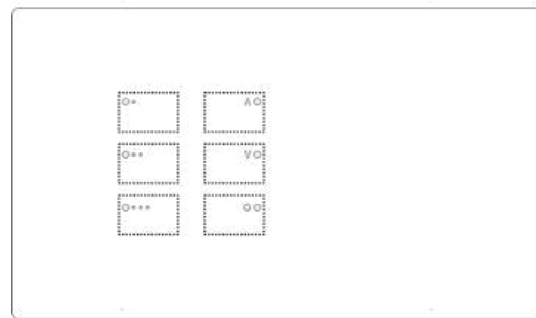


Please note that there is a 6-8 week lead time on EOS double-gang cover plates.

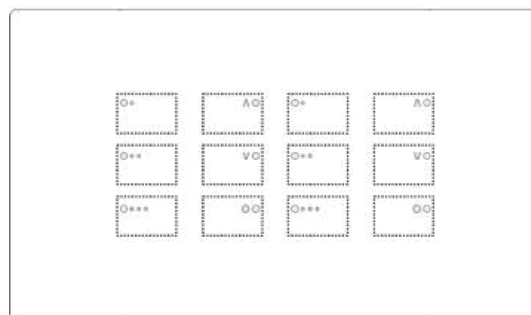
There are three alignments for the WP-EOS double gang



Example: WP-EOS-60XX-XX  
(Right Aligned)



Example: WP-EOS-XX60-XX  
(Left Aligned)



Example: WP-EOS-6060-XX  
(Double Keypad)

To find the correct configuration, refer to the charts below.

# WP-EOS- \_ \_ \_ \_ \_

## Number of buttons

6 - 6 Button  
3 - 3 Button  
X - No buttons

## Button engraving

0 - Lighting  
1 - Blinds  
X - Custom

## Number of buttons

6 - 6 Button  
3 - 3 Button  
X - No buttons

## Button engraving

0 - Lighting  
1 - Blinds  
X - Custom

## Finish

BM - Matt Bronze  
MB - Matt Black  
SC - Satin Chrome  
AB - Antique Brass  
WH - Matt White  
PC - Polish Chrome  
PB - Polish Brass

						
(01) Polished Brass	(02) Polished Chrome	(35) Satin Chrome	(91) Antique Brass	(MWH) Matt White	(YBK) Matt Black	(09) Matt Bronze
WP-EOS-****-PB	WP-EOS-****-PC	WP-EOS-****-SC	WP-EOS-****-AB	WP-EOS-****-WH	WP-EOS-****-MB	WP-EOS-****-BM

## 2.15 WK-MOD

### 2.16 WK-MOD Button Layouts

Scene 1	Scene 3
Scene 2	Scene 4
Off	Λ
	V

WK-MOD-070

Scene 1	Scene 5
Scene 2	Scene 6
Scene 3	Scene 7
Scene 4	Scene 8
Off	Λ
	V

WK-MOD-110

Scene 1	Scene 1
Scene 2	Scene 2
Scene 3	Scene 3
Scene 4	Scene 4
Off	Off

WK-MOD-103

Scene 1	Scene 3
Scene 2	Scene 4
Off	On
	Off

WK-MOD-072

On	
Off	

WK-MOD-020

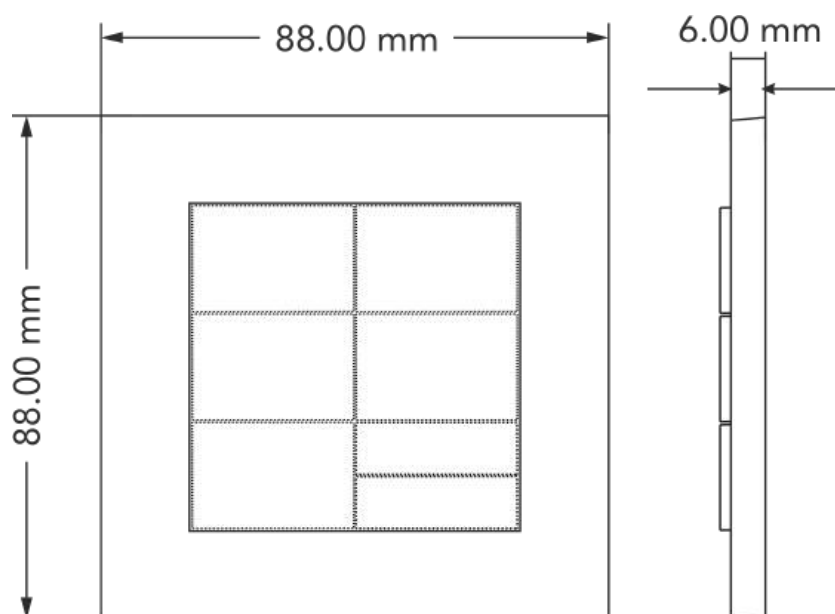
On	Λ
Off	V

WK-MOD-040

## 2.17 Rako Modular Screwless - HS-MOD

The HS Range is a surround for the WK-MOD with integrated magnetic fixing, there are 7 finishes available. A range of Heritage Brass accessories are available to match Modular plate finishes. Select the following ranges at [m-marcus.com](http://m-marcus.com); Winchester or Windsor.





						
(01) Polished Brass	(02) Polished Chrome	(35) Satin Chrome	(91) Antique Brass	(RAL9016 Painted <sup>†</sup> ) Matt White	(RAL9005 Painted <sup>‡</sup> ) Matt Black	(09) Matt Bronze
HS-MOD-PB	HS-MOD-PC	HS-MOD-SC	HS-MOD-AB	HS-MOD-WH	HS-MOD-MB	HS-MOD-BM

<sup>†</sup>For matching accessories in White, please contact M-Marcus to request the exact finish, referencing code "RAL9016 Painted".

<sup>‡</sup>For matching accessories in Black, please contact M-Marcus to request the exact finish, referencing code "RAL9005 Painted".

Thank you for choosing Rako Controls; we hope that you are pleased with your system. Should you require further assistance, please contact us via our website, [www.rakocontrols.com](http://www.rakocontrols.com) call our customer support helpline on 01634 226666. The office address is Rako Controls Ltd, Knight Road Rochester, ME2 2AH.

